



collaborative  
summer library program™

.....

# Children's

.....



**BLANK PAGES ARE INTENTIONAL FOR  
ITEMS TO BE PRINTER FRIENDLY.**

# A Hero's Journey

## Build it: Catapults

YouTube: Easy DIY catapult <https://bit.ly/2IHKiZC>

### You will need:


- Popsicle sticks
- Plastic spoons
- Rubber bands
- Marshmallows or pom-poms
- A picture of dragon or castle on the wall

Gather materials to make a catapult then set up a catapult testing station in front of a target taped to the wall or try it outside.

*photo from devincollier.com*



## Create It: Knight Shield



1. Draw the shape of a shield onto something sturdy you can cut, like cardboard or an empty cereal box. You can use the template that is attached.
2. Then cut it out and decorate it. If using cardboard, you may want to ask a grown-up for help cutting it out.
3. To attach a handle to the back of the shield, use a strip of leftover cardboard or cereal box.
4. Use tape to attach your handle, or put a small amount of glue on each end and then press the glue side down facing the back of the shield. When it's dry, it will be a handle to hold your shield.

5. Go off on your Hero's Journey!

## Write It: Quest Letter

Imagine you are playing outside one day when a carrier pigeon drops a piece of rolled up parchment into your lap. You carefully unroll it. Inside it tells you you must save the day! Write what the letter says below. Include who/what you are being called to save, why, and what the journey will look like to get there.


## Read It: Trickster Tales Acrostic Poems

On your hero's journey there will be tricksters along the way who will want to throw you off course! See the attached page for the activity!

## Play It: Tangrams

On your journey you will come across many animals. See the attached page to put some together!

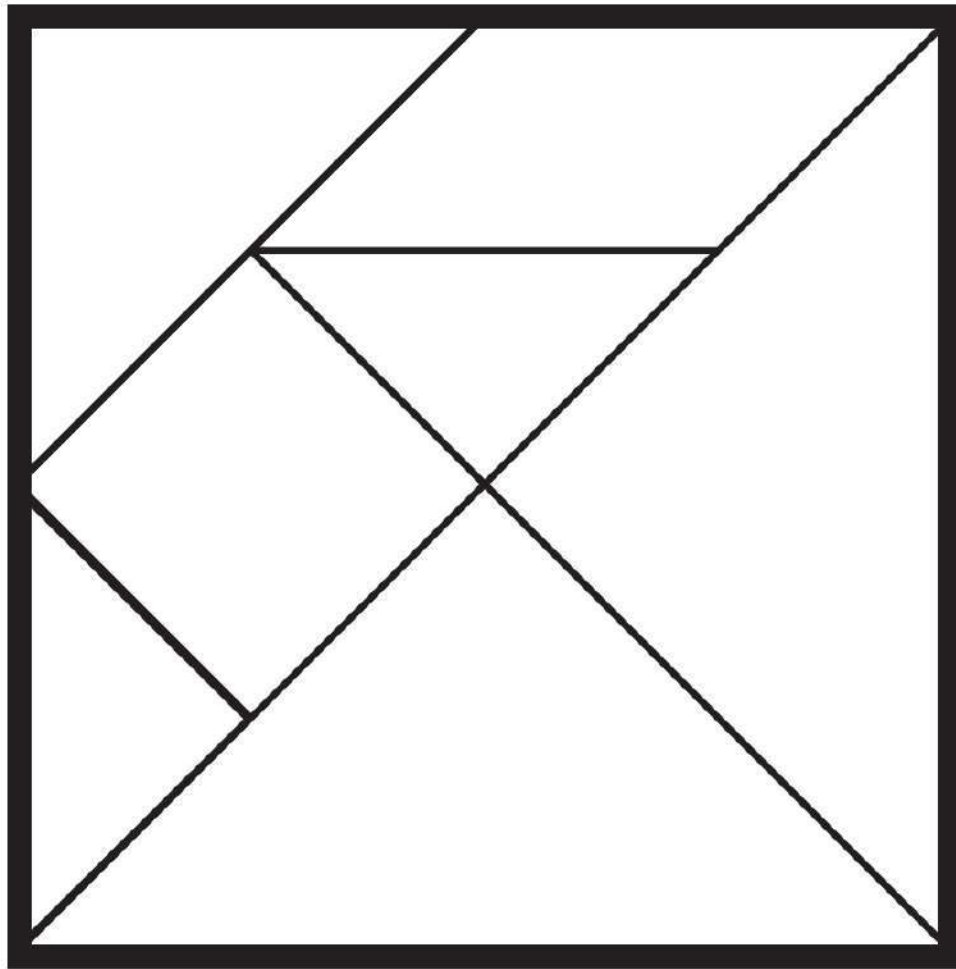






# Tangram


Cut out the Tangram pieces below and rearrange them to make different figures.




fox



giraffe



cat



goose



# Trickster Tales Acrostic Poems

An acrostic poem can be read both up and down, and across. The letters of a source word, written vertically, are used in other words or phrases written horizontally, to say something about the subject.

Here's an example:



T ricksters!  
 R ascals  
 I nventing  
 C lever  
 K ooky  
 S chemes  
 T o fool  
 E veryone and avoid  
 R esponsibility.

Create your own acrostic poems about famous tricksters from folklore.

A  
 N  
 A  
 N  
 S  
 I

C  
 O  
 Y  
 O  
 T  
 E

B  
 R  
 E  
 R  
  
 R  
 A  
 B  
 B  
 I  
 T

R  
 A  
 V  
 E  
 N