

Upper Dublin Public Library SNAPSHOT



Meeting the Community's Needs in 2016



UD Library Card Holders



350 Days

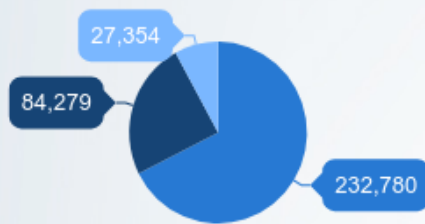


3,311 Hours



Over 50
Visits
per
Hour

170,519 Visits



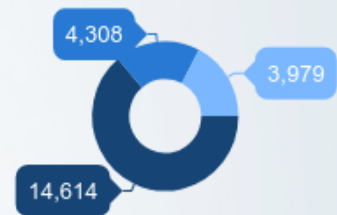
2016 Borrowing

Print (67.59%) Audio Visual (24.47%)
eCollection (7.94%)



Busiest Month of 2016

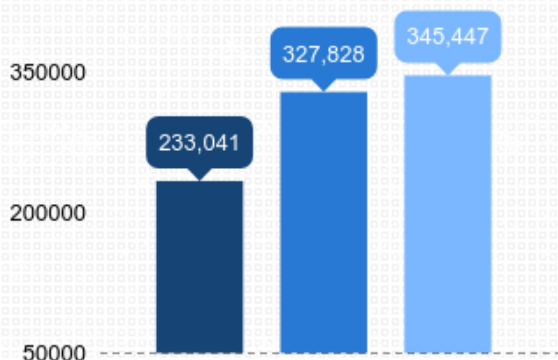
Items Borrowed: 35,311
Visits: 16,788



2016 Program Attendance

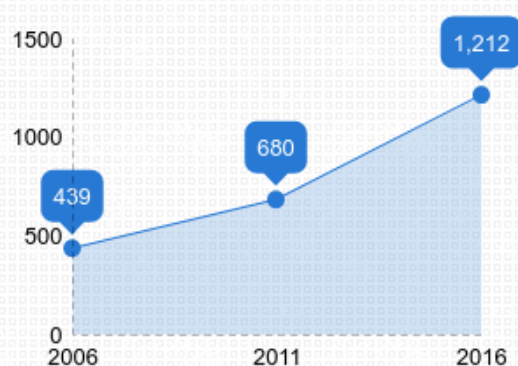
Children/Families (63.81%)
Young Adults (18.81%)
Adult (17.37%)

Serving You More Than Ever



Items Borrowed

2006 2011 2016



Programs Offered

For more info visit
udpl.org